

































1. Use the suffix bank below and add a suffix to each Long U word.
Circle the join you used.

-ed
-er
-est
-ing
-less
-ly
-ful

<div style="border: 1px solid black; border-radius: 50%; padding: 10px; display: inline-block; margin-right: 10px;">zoom</div> + <div style="border: 1px solid black; border-radius: 50%; padding: 10px; display: inline-block; margin-right: 10px;">ing</div> = <div style="border: 1px solid black; border-radius: 50%; padding: 10px; display: inline-block; margin-right: 10px;">zooming</div>	   
<div style="border: 1px solid black; border-radius: 50%; padding: 10px; display: inline-block; margin-right: 10px;">tune</div> + <div style="border: 1px solid black; border-radius: 50%; padding: 10px; display: inline-block; margin-right: 10px;"></div> = <div style="border: 1px solid black; border-radius: 50%; padding: 10px; display: inline-block; margin-right: 10px;"></div>	   
<div style="border: 1px solid black; border-radius: 50%; padding: 10px; display: inline-block; margin-right: 10px;">chew</div> + <div style="border: 1px solid black; border-radius: 50%; padding: 10px; display: inline-block; margin-right: 10px;"></div> = <div style="border: 1px solid black; border-radius: 50%; padding: 10px; display: inline-block; margin-right: 10px;"></div>	   
<div style="border: 1px solid black; border-radius: 50%; padding: 10px; display: inline-block; margin-right: 10px;">scoop</div> + <div style="border: 1px solid black; border-radius: 50%; padding: 10px; display: inline-block; margin-right: 10px;"></div> = <div style="border: 1px solid black; border-radius: 50%; padding: 10px; display: inline-block; margin-right: 10px;"></div>	   
<div style="border: 1px solid black; border-radius: 50%; padding: 10px; display: inline-block; margin-right: 10px;">rude</div> + <div style="border: 1px solid black; border-radius: 50%; padding: 10px; display: inline-block; margin-right: 10px;"></div> = <div style="border: 1px solid black; border-radius: 50%; padding: 10px; display: inline-block; margin-right: 10px;"></div>	   
<div style="border: 1px solid black; border-radius: 50%; padding: 10px; display: inline-block; margin-right: 10px;">new</div> + <div style="border: 1px solid black; border-radius: 50%; padding: 10px; display: inline-block; margin-right: 10px;"></div> = <div style="border: 1px solid black; border-radius: 50%; padding: 10px; display: inline-block; margin-right: 10px;"></div>	   
<div style="border: 1px solid black; border-radius: 50%; padding: 10px; display: inline-block; margin-right: 10px;">soon</div> + <div style="border: 1px solid black; border-radius: 50%; padding: 10px; display: inline-block; margin-right: 10px;"></div> = <div style="border: 1px solid black; border-radius: 50%; padding: 10px; display: inline-block; margin-right: 10px;"></div>	   
<div style="border: 1px solid black; border-radius: 50%; padding: 10px; display: inline-block; margin-right: 10px;">cool</div> + <div style="border: 1px solid black; border-radius: 50%; padding: 10px; display: inline-block; margin-right: 10px;"></div> = <div style="border: 1px solid black; border-radius: 50%; padding: 10px; display: inline-block; margin-right: 10px;"></div>	   

2. Write each complex word in a sentence.

3. Challenge: Can you create any other complex Long U words? Use the suffix bank to help you think of ideas.
