










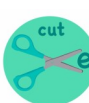







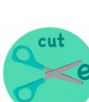





1. Match the word to the join used:

sharpen	→		chosen
broken			flatten
hidden			beaten

2. Sound Button these words and double underline the suffix:

<u>so</u> <u>dden</u>	sweeten	eaten	woken
stolen	shaken	madden	wooden

3. Complete these suffix sums and circle the join you used:

rot	+	en	=	rotten				
take	+	en	=					
fall	+	en	=					
froze	+	en	=					
bit	+	en	=					
gold	+	en	=		