















1. When we add the suffix -LY to words that end in 'y' we need to switch the 'y' for an 'i'. Match the word to the join used:

| | | |
|---------|--|---------|
| moodily |   | widely |
| quickly | | shakily |
| easily | | barely |

2. Sound Button these words and double underline the suffix:

| | | | |
|--------------------------|--------|---------|---------|
| p <u>rou</u> d <u>ly</u> | darkly | angrily | highly |
| bossily | nicely | sadly | noisily |

3. Complete these suffix sums and circle the join you used:

| | |
|--|---|
| <div style="display: flex; align-items: center; gap: 10px;"> <div style="border: 1px solid black; border-radius: 50%; padding: 10px; text-align: center;">sick</div> <div>+</div> <div style="border: 1px solid black; border-radius: 50%; padding: 10px; text-align: center;">ly</div> <div>=</div> <div style="border: 1px solid black; border-radius: 50%; padding: 10px; text-align: center; color: gray;">sickly</div> </div> |   |
| <div style="display: flex; align-items: center; gap: 10px;"> <div style="border: 1px solid black; border-radius: 50%; padding: 10px; text-align: center;">funny</div> <div>+</div> <div style="border: 1px solid black; border-radius: 50%; padding: 10px; text-align: center;">ly</div> <div>=</div> <div style="border: 1px solid black; border-radius: 50%; width: 150px; height: 40px;"></div> </div> |   |
| <div style="display: flex; align-items: center; gap: 10px;"> <div style="border: 1px solid black; border-radius: 50%; padding: 10px; text-align: center;">safe</div> <div>+</div> <div style="border: 1px solid black; border-radius: 50%; padding: 10px; text-align: center;">ly</div> <div>=</div> <div style="border: 1px solid black; border-radius: 50%; width: 150px; height: 40px;"></div> </div> |   |
| <div style="display: flex; align-items: center; gap: 10px;"> <div style="border: 1px solid black; border-radius: 50%; padding: 10px; text-align: center;">lucky</div> <div>+</div> <div style="border: 1px solid black; border-radius: 50%; padding: 10px; text-align: center;">ly</div> <div>=</div> <div style="border: 1px solid black; border-radius: 50%; width: 150px; height: 40px;"></div> </div> |   |
| <div style="display: flex; align-items: center; gap: 10px;"> <div style="border: 1px solid black; border-radius: 50%; padding: 10px; text-align: center;">happy</div> <div>+</div> <div style="border: 1px solid black; border-radius: 50%; padding: 10px; text-align: center;">ly</div> <div>=</div> <div style="border: 1px solid black; border-radius: 50%; width: 150px; height: 40px;"></div> </div> |   |
| <div style="display: flex; align-items: center; gap: 10px;"> <div style="border: 1px solid black; border-radius: 50%; padding: 10px; text-align: center;">slow</div> <div>+</div> <div style="border: 1px solid black; border-radius: 50%; padding: 10px; text-align: center;">ly</div> <div>=</div> <div style="border: 1px solid black; border-radius: 50%; width: 150px; height: 40px;"></div> </div> |   |