















































1. Combine the base word with the suffix to write a complex word.
2. Circle the join you used.
3. Sound button the word.

	+ <b>ing</b> = <b>raining</b>	   
	+ <b>ed</b> =	   
	+ <b>ing</b> =	   
	+ <b>ed</b> =	   
	+ <b>ing</b> =	   
	+ <b>ed</b> =	   
	+ <b>ing</b> =	   
	+ <b>ed</b> =	   
	+ <b>ing</b> =	   
	+ <b>ed</b> =	